

Errata

Dear Reader,

Unfortunately, some errors have made their way through to the printed version of this Licentiate Thesis. Below it has been listed each corrigendum.

I sincerely apologise for any inconvenience that this may have caused.

Luis Sánchez García.

1 Text

1.1 Paper II - Section 2.2

In the following paragraph, the previous expression “*power function*” has been corrected to “*logarithmic function*”.

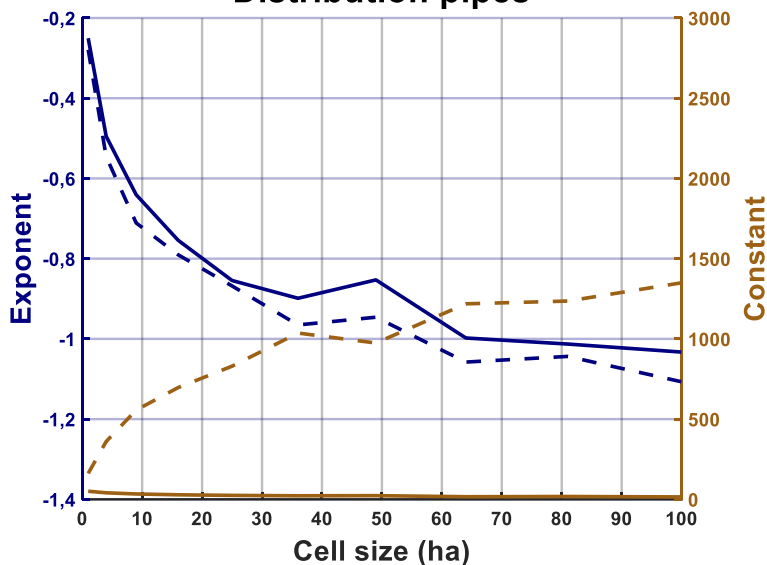
Although indirectly, Chambers et al. also used the effective width concept to estimate linear heat densities of potential district heating areas in Switzerland (Chambers et al., 2019). These authors related the specific trench length per unit of ground area, i.e., the inverse of effective width, to the specific number of buildings by means of a logarithmic function.

2 Figures

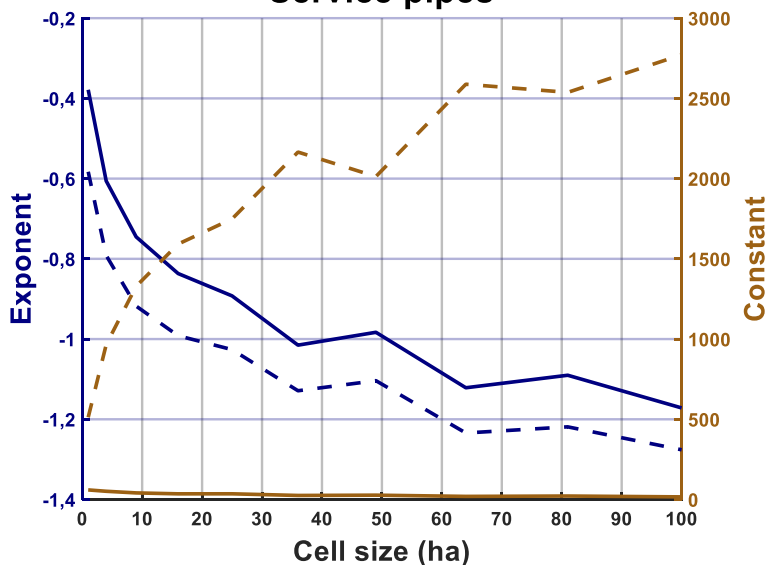
2.1 Paper I - Figure 4

In the printed version, the right axis in both figures lacked the correct scale. Below it has been depicted both figures with the corrected scales.

Distribution pipes

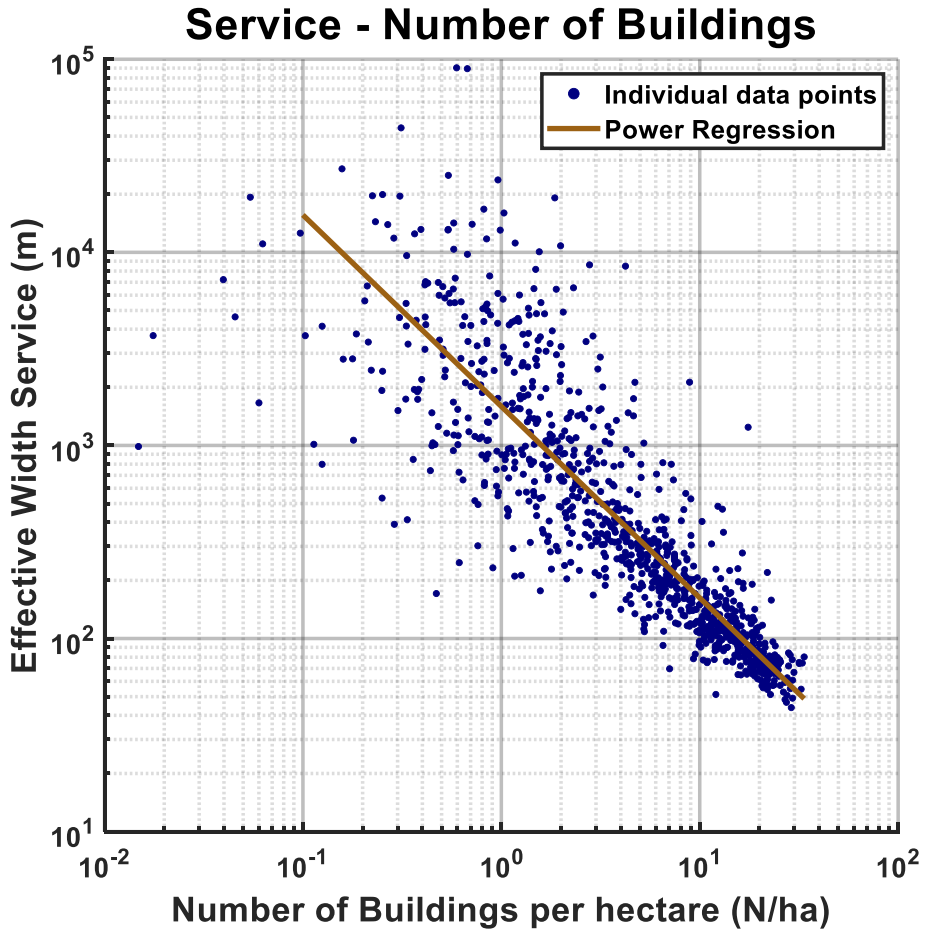


Service pipes



2.2 Paper I - Figure 6b

In the printed version, Figure 6b was a duplicate of Figure 6a. Below it is shown the actual Figure 6b.



2.3 Paper II - Figure 4

In the printed version, the abscissa axis was incorrectly named as “Linear Heat Density Distribution Pipes [GJ/m]” rather than the actual “Number of Buildings per ha [N/ha]”.

